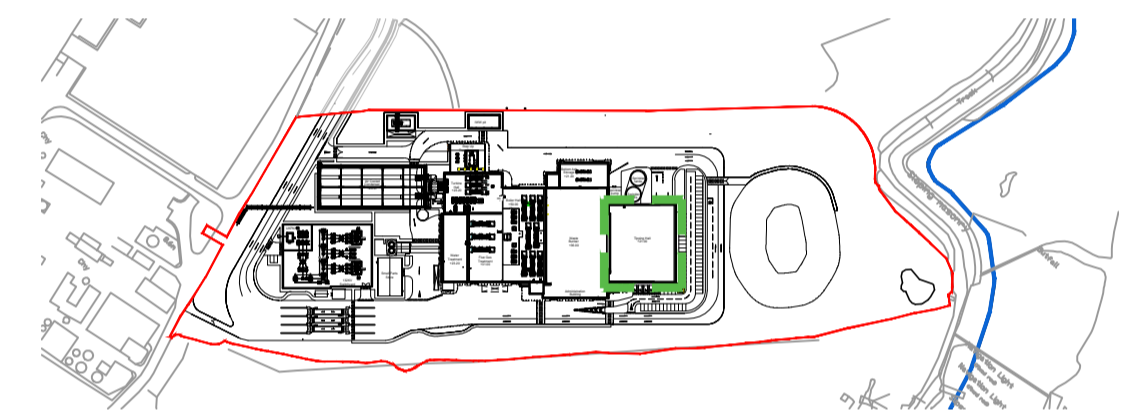

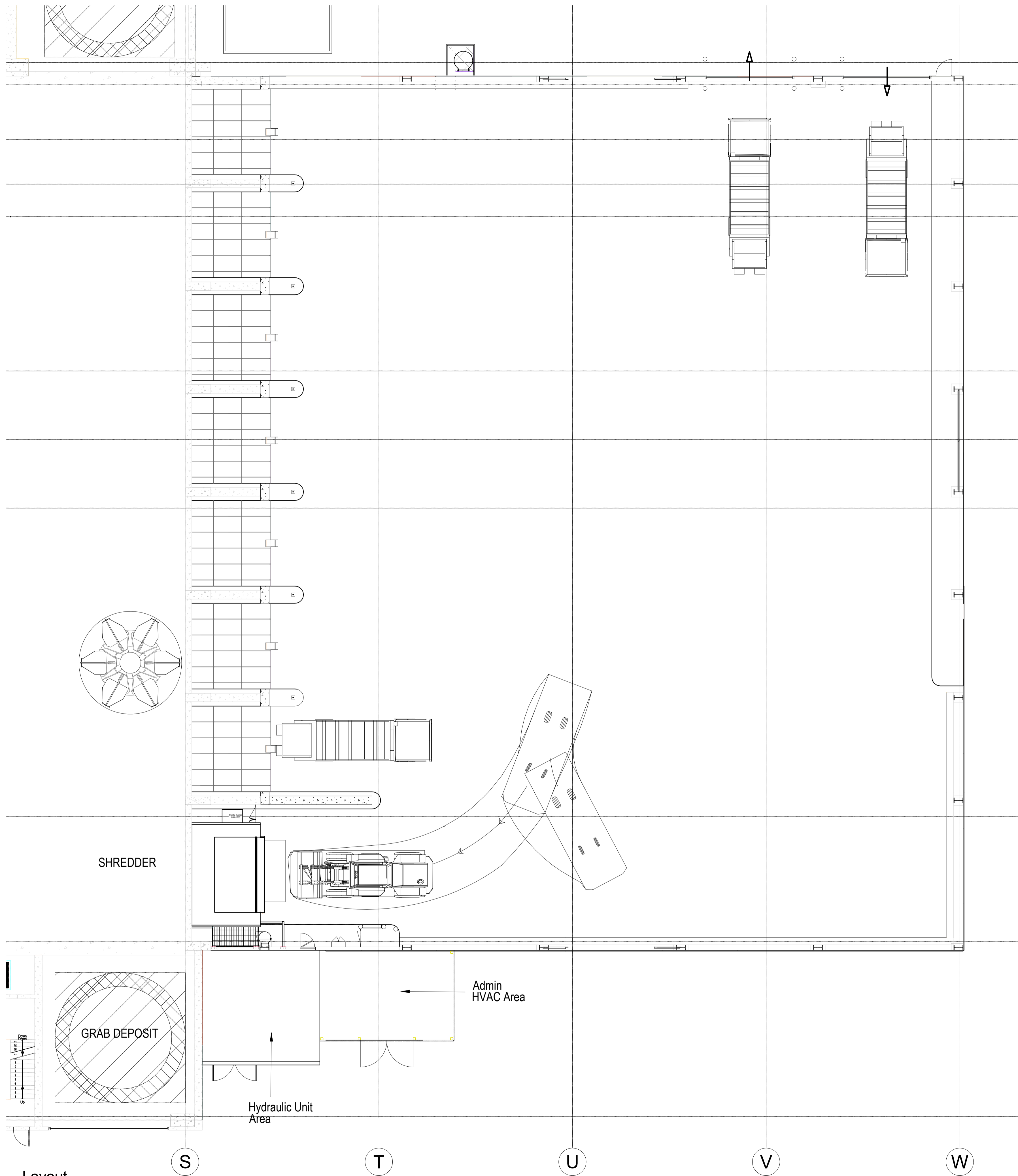


notes :

1. If this drawing has been received electronically it is the recipients responsibility to print the document to the correct scale.
2. All dimensions are in millimetres unless stated otherwise. It is recommended that information is not scaled off this drawing.
3. This drawing should be read in conjunction with all other relevant drawings and specifications.
4. Internal dimensions to be confirmed at a later date.



Keyplan
Scale 1:5000



Layout
Scale 1:125

Internal layouts indicative and subject to design development

Drawing for **PLANNING** purposes only

Content of drawing based on CNIM drawing number 50250202_64G1001. Reproduced with permission

E	Site plan updated	BC	TFH	31.08.18
D	Escape stair removed from Tipping Hall, New roller shutter added to Grab Deposit Area	PBR	TFH	22.06.18
C	Admin HVAC area added, Escape stairs amended to be un-enclosed stair.	JT	CMGD	27.02.17
B	Client logos updated, Steam export rack updated as per CNIM drawing. Note added.	JT	CMGD	14.02.17
A	Plan and Site Plan updated.	JH	CD	11.01.17

rev	amendments	by	ckd	date



Sherwood House
Sherwood Avenue
Newark, Nottinghamshire
NG24 1GQ

T +44 (0) 1636 605 700
F +44 (0) 1636 610 696
W www.rpsgroup.com
E rpsnewark@rpsgroup.com



Client

Project **Kemsley Sustainable Energy Plant**

Title **Tipping Hall Layout Level +2.000m**

Drawing Status Preliminary	Date Created 10.07.13	Drawing Scale 1:125
Project Leader AWY	Drawn By AJL	Initial Review SG

Drawing Number
16315/A1/P/0201 E

Rev

FIGURE 4.31D

